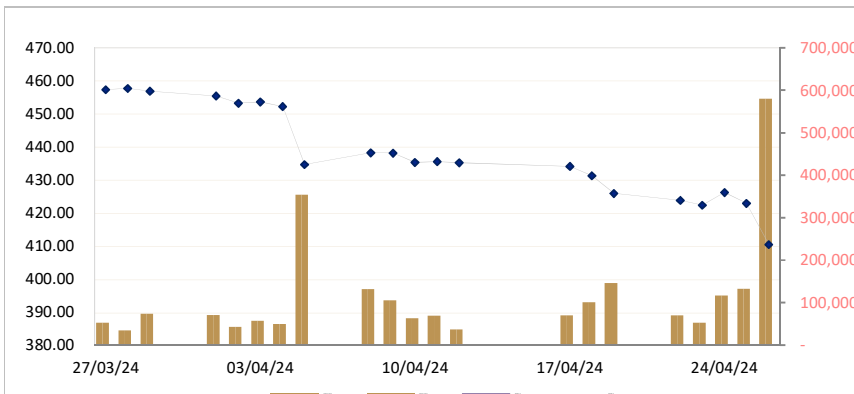


**CAMBODIA SECURITIES EXCHANGE: MARKET SUMMARY**

|        |        |        |        |       |        |        |         |               |
|--------|--------|--------|--------|-------|--------|--------|---------|---------------|
| 422.90 | 420.43 | 410.49 | -12.41 | ▼2.93 | 771    | 305    | 580,182 | 3,720,671,380 |
| 7,140  | 7,120  | 7,120  | -20.   | ▼0.28 | 8,100  | 6,180  | 3,419   | 24,081,000    |
| 2,280  | 2,300  | 2,180  | -100.  | ▼4.39 | 4,500  | 2,130  | 1,251   | 2,824,470     |
| 12,900 | 13,000 | 12,680 | -220.  | ▼1.71 | 16,400 | 12,000 | 1,616   | 20,125,760    |
| 2,070  | 2,070  | 2,040  | -30.   | ▼1.45 | 2,590  | 1,980  | 3,292   | 6,640,450     |
| 12,480 | 12,480 | 12,460 | -20.   | ▼0.16 | 14,780 | 11,880 | 1,168   | 36,198,800    |
| 7,960  | 7,740  | 7,440  | -520.  | ▼6.53 | 15,200 | 7,180  | 458,595 | 3,401,010,220 |
| 2,400  | 2,230  | 2,240  | -160.  | ▼6.67 | 3,400  | 2,190  | 1,144   | 36,198,800    |

**CSX DAILY STOCK INDEX (Last 30 Days)**



**Listed Companies**

|          |                                   |
|----------|-----------------------------------|
| PPWSA    | Phnom Penh Water Supply Authority |
| Industry | Water Utility                     |
| GTI      | Grant Twins Int. (Cambodia) Plc.  |
| Industry | Apparel Clothing                  |
| PPAP     | Phnom Penh Autonomous Port.       |
| Industry | Port Services                     |
| PPSP     | Phnom Penh SEZ PLC.               |
| Industry | SEZ Developer                     |
| PAS      | Sihanouk Ville Autonomous Port.   |
| Industry | Port Services                     |
| ABC      | ACLEDA Bank                       |
| Industry | Financial                         |
| PEPC     | PESTECH Cambodia                  |
| Industry | Electricity                       |

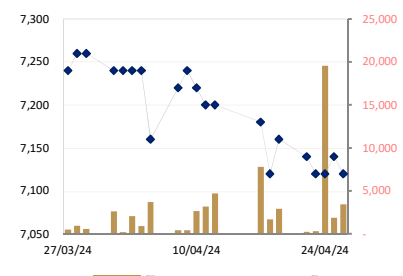
**Securities News**

**Business & Economic News**

**CAMBODIA: Coconut exports to Beijing to commence this year**

Cambodia on Monday marked the official coconut exporting ceremony to China as the first batch of fresh coconut shipment is expect to be made. Shortly this year. The ceremony of Cambodia’s coconut export to China held in Phnom Penh in the presence of Sun Chanthol, Deputy Prime Minister and the first vice-chairman of the Council of the Development of Cambodia and Wang Yi, Minister of Foreign Affairs of China. Cambodia and China signed a protocol of phytosanitary requirements to export fresh coconuts from Cambodia to China in September last year. A number of 13 coconut plantations and five processing plants been granted rights to export coconuts directly to China, said Im Rachana, spokesperson at the Ministry of Agriculture, Forestry, and Fisheries. “Coconut plantations and packaging facilities registered with the Chinese Customs Administration are preparing to export Cambodia’s fresh coconuts to the Chinese market, with the first leg of exports expected to be made shortly within the year,” Rachna said. A Ministry of Agriculture, Forestry and Forestry report showed that as of 2023 Cambodia has planted coconut in a total area of 19,998 hectares, in which coconut on 14,225 hectares, or 71 %, are harvest. Cambodia’s coconut production rose by 2.4 % to 258,935 tons, read the report. Coconuts are traditionally plant in the southwest of the country. Most coconuts come from Kampot, Kep, Takeo, Preah Sihanouk, Koh Kong and Kampong Speu provinces. Suong Noy, President of Cambodia Fragrant Coconut Agricultural Cooperative, applauded the move. “Accessing coconut to China will help farmers economically

**PPWSA Daily Stock Price**



and encourage more coconut plantations,” Noy said. A 2017 study found that the coconut sector in Cambodia remains largely underdeveloped and untapped.

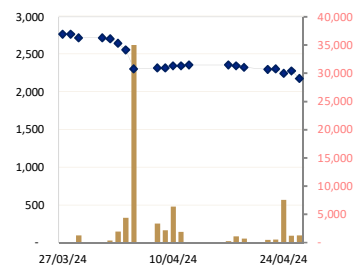
**CAMBODIA: Vietnamese firm mulls multimillion-dollar agri-investment in Cambodia**

Vietnamese conglomerate, the Truong Hai Group Corporation, better known as the THACO group of companies, has unveiled plans to expand its agricultural business within Cambodia before the end of this year. According to a press release from the firm circulated in Vietnamese media, the Cambodian expansion will include 2 fruit, livestock production farms, and processing facilities, requiring the recruitment of several thousand local employees. The plan aims to bolster regional supply chains for the diversified group of companies in neighboring markets, to improve its overall production capacity. As announced by the group’s agricultural sector subsidiary, THACO AGRI, in 2024 the company intends to invest \$228.4 million to build a series of large-scale organic agricultural production complexes at various regional sites. These new agricultural complexes will include one in the central highlands of Vietnam, 2 in Cambodian provinces and one in Laos. However, The location of the newly slated Cambodian operations has not yet been announce. According to the firm, the regional expansion will include 11,600 hectares dedicated to intensive banana production across the four new farms, 7,100 hectares of fruit tree farming integrated with cow breeding, and other livestock production. Through the expansion, the firm seeks to increase total cow and pig stocks to 151,500 and 136,000 respectively, and animal feed output to attain an annual output of 120,000 tones. THACO AGRI also intends to integrate high-value freshwater fish farming within the projects, including building fish hatcheries and facilities for mass farming of fish for meat. Along with raw goods production, the firm also intends to improve its regional industrial agricultural production capacity, preparing goods for final sale on local and international export markets. The firm’s plans therefore also include the construction of industrial clusters within new agricultural complexes, including facilities such as an agricultural equipment and machinery plant, a packaging plant and a plastic materials plant. The company has also confirmed it is conducting ongoing research to develop an agricultural breeding center able to apply advanced technology in agricultural production. To manage the expanded operations, THACO AGRI has said it will recruit 12,600 new employees, mainly workers and technical staff in Cambodia and Laos, before the end of 2024. The recruitment drive will take the THACO AGRI subsidiary’s total number of employees to 34,300 by the end of this year, and the THACO group’s total workforce to 65,520. The firm stated that the overriding goals for the 2024 expansions include both investing and carrying out the new projects, while simultaneously enhancing human resource recruitment in these new operations to meet the firm’s long-term objectives.

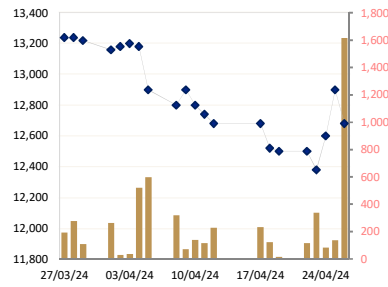
**CAMBODIA: Cassava yield as high as 700,000 tonnes in P Vihear**

Cassava yield at Preah Vihear has been as high as 680,040 tones, thanks to the support of the Ministry of Commerce and various workshops with farms. The cassava plantations in Preah Vihear, a province on the border of Thailand and Lao PDR, cover 34,002 hectares. Such high yields are a positive sign, said Muth Pisethnea, Deputy Governor, Preah Vihear province, on Tuesday, when he was presiding over the “Second Regional Consultation Workshop to Monitor the Progress of Work and Challenges in Implementing the National Cassava Policy 2020-2025.” He presided at this meeting with Reach Ra, Secretary of State; Ministry of Commerce (MoC). Addressing the opening ceremony, Ra thanked all those who attended the meeting. MoC jointly organized this workshop with the Preah Vihear Provincial Administration and Preah Vihear Provincial Department of Commerce. Participants, who attended, included officials of the Ministry of Industry, Science, Technology and Innovation (MISTI), the Ministry of Agriculture, Forestry and Fisheries (MAFF) along with representatives from cassava communities and traders from Siem Reap and Strung Treng provinces. Ra briefed attendees on the importance of the cassava policy, roles and responsibilities under the jurisdiction of relevant ministries, institutions and sub-national administration. He said all stakeholders’ involvement is required to achieve the government’s vision and objectives over the next five years. Deputy Governor Pisethnea appreciated MoC’s efforts in creating an environment for high cassava yields in Preah Vihear. In its statement, MoC, said the workshop also discussed challenges and new ideas for production, processing and export. During the workshop, MoC officials presented the ‘National Cassava Policy 2020-2025.’ The ‘National Cassava Policy 2020-2025’ was approved by the Council of Ministers at its plenary meeting on August 14, 2020 and acknowledged by former Prime Minister Hun Sen on September 2020. The policy was prepared and published by the General Directorate of Trade Promotion (GDTP) of MoC supported by United Nations Development Programmed (UNDP).

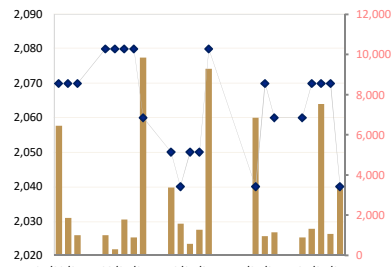
GTI Daily Stock Price



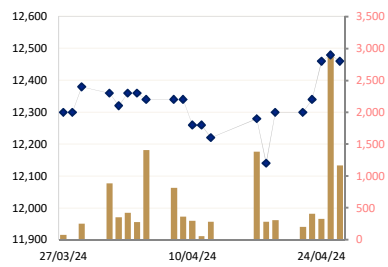
PPAP Daily Stock Price



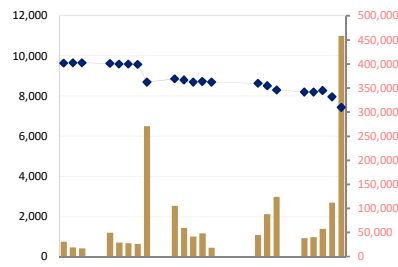
PPSP Daily Stock Price



PAS Daily Stock Price



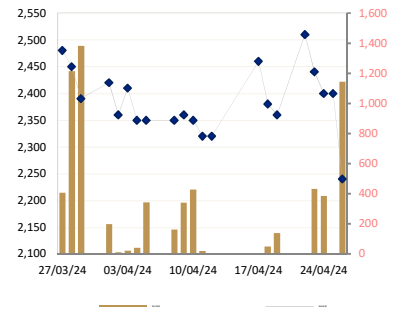
ABC Daily Stock Price



**CAMBODIA: Cambodia's rubber export up 5.1 pct. in Q1**

Cambodia exported 69,322 tons of dry rubber in the first quarter of 2024, an increase of 5.1 % from 65,921 tons in the same period 2023, said a General Directorate of Rubber report on Thursday. The country made \$100.5 million in revenue from exports of the commodity during the January-March period this year, up 8 % from \$92.9 million over the same period 2023, the report said. The report said, "a ton of dry rubber averagely cost \$1,450 in the first quarter of 2024, about 41 dollars higher than that of the same period last year." Khun Kakada, acting director general of the General Directorate of Rubber, said in the statement. Cambodia exports the commodity mainly to Malaysia, Vietnam, Singapore and China. According to the report, Cambodia has so far planted rubber trees on a total area of 407,172 hectares, in which the trees on 320,184 hectares, or 79 %, are old enough to be tap. Xinhua

**PEPC Daily Stock Price**



**Historical Data from 05/ April /24 to 26/ April / 24**

| Date     | Index/Stock | Open   | High   | Low    | Close  | Change  | Δ (%)   | Volume  | Value (mil. KHR) | Value (\$)* | Mar. Cap. (mil. KHR) |
|----------|-------------|--------|--------|--------|--------|---------|---------|---------|------------------|-------------|----------------------|
| 26/04/24 | Index       | 420.43 | 421.89 | 399.10 | 410.49 | 12.41   | ▲ 2.93% | 470,485 | 3,471,737,870    | 867,934     | 5,574,680            |
|          | PPWSA       | 7,120  | 7,120  | 7,000  | 7,120  | -20.00  | ▼ 0.28% | 3,419   | 24,081,000       | 6,020.25    | 619,249              |
|          | GTI         | 2,300  | 2,300  | 2,130  | 2,180  | -100.00 | ▼ 4.38% | 1,251   | 2,824,470        | 706.12      | 87,200               |
|          | PPAP        | 13,000 | 13,000 | 12,000 | 12,680 | -220.00 | ▼ 1.70% | 1,616   | 20,125,760       | 5,031.44    | 262,278              |
|          | PPSP        | 2,070  | 2,070  | 2,000  | 2,040  | -30.00  | ▼ 1.44% | 3,292   | 6,640,450        | 1,660.11    | 146,625              |
|          | PAS         | 12,480 | 12,480 | 12,120 | 12,460 | -20.00  | ▼ 0.16% | 1,168   | 14,519,480       | 3,629.87    | 1,068,719            |
|          | ABC         | 7,740  | 7,800  | 7,180  | 7,440  | -520.00 | ▼ 6.53% | 458,595 | 3,401,010,220    | 850,252.56  | 3,222,733            |
|          | PEPC        | 2,230  | 2,270  | 2,200  | 2,240  | -160.00 | ▼ 6.66% | 1,144   | 2,536,490        | 634.12      | 167,877              |
| 25/04/24 | Index       | 427.46 | 428.95 | 421.31 | 422.90 | 3.30    | ▲ 0.77% | 118,662 | 959,754,730      | 239,939     | 5,826,078            |
|          | PPWSA       | 7,140  | 7,140  | 7,100  | 7,140  | 20.00   | ▲ 0.28% | 1,881   | 13,388,660       | 3,347.17    | 620,988              |
|          | GTI         | 2,250  | 2,290  | 2,250  | 2,280  | 30.00   | ▲ 1.33% | 1,204   | 2,732,840        | 683.21      | 91,200               |
|          | PPAP        | 12,780 | 13,000 | 12,680 | 12,900 | 300.00  | ▲ 2.38% | 137     | 1,746,960        | 436.74      | 266,828              |
|          | PPSP        | 2,070  | 2,070  | 2,050  | 2,070  | 0.00    | 0.00%   | 1,067   | 2,188,370        | 547.09      | 148,781              |
|          | PAS         | 12,460 | 12,480 | 12,220 | 12,480 | 20.00   | ▲ 0.16% | 2,928   | 36,198,800       | 9,049.70    | 1,070,434            |
|          | ABC         | 8,300  | 8,400  | 7,960  | 7,960  | -320.00 | ▼ 3.86% | 111,442 | 903,491,900      | 225,872.98  | 3,447,978            |
|          | PEPC        | 2,400  | 2,400  | 2,400  | 2,400  | 0.00    | 0.00%   | 3       | 7,200            | 1.80        | 179,868              |
| 24/04/24 | Index       | 423.33 | 427.15 | 421.19 | 426.20 | 3.83    | ▲ 0.91% | 92,828  | 651,386,960      | 162,847     | 5,953,830            |
|          | PPWSA       | 7,040  | 7,140  | 7,040  | 7,120  | 0.00    | 0.00%   | 19,561  | 137,792,880      | 34,448.22   | 619,249              |
|          | GTI         | 2,310  | 2,310  | 2,250  | 2,250  | -60.00  | ▼ 2.59% | 7,558   | 17,030,690       | 4,257.67    | 90,000               |
|          | PPAP        | 12,440 | 12,600 | 12,440 | 12,600 | 220.00  | ▲ 1.77% | 85      | 1,060,240        | 265.06      | 260,623              |
|          | PPSP        | 2,070  | 2,070  | 2,020  | 2,070  | 0.00    | 0.00%   | 7,544   | 15,449,490       | 3,862.37    | 148,781              |
|          | PAS         | 12,480 | 12,480 | 12,440 | 12,460 | 120.00  | ▲ 0.97% | 329     | 4,102,260        | 1,025.57    | 1,068,719            |
|          | ABC         | 8,200  | 8,460  | 8,200  | 8,280  | 80.00   | ▲ 0.97% | 57,366  | 475,027,820      | 118,756.96  | 3,586,590            |
|          | PEPC        | 2,430  | 2,430  | 2,300  | 2,400  | -40.00  | ▼ 1.63% | 385     | 923,580          | 230.90      | 179,868              |
| 23/04/24 | Index       | 423.76 | 425.91 | 421.37 | 422.37 | 1.52    | ▲ 0.36% | 44,041  | 351,116,330      | 87,779      | 5,909,731            |
|          | PPWSA       | 7,160  | 7,160  | 7,120  | 7,120  | -20.00  | ▼ 0.28% | 292     | 2,083,020        | 520.76      | 619,249              |
|          | GTI         | 2,300  | 2,310  | 2,300  | 2,310  | 10.00   | ▲ 0.43% | 531     | 1,221,350        | 305.34      | 92,400               |

|          |       |        |        |        |        |         |        |         |               |            |           |
|----------|-------|--------|--------|--------|--------|---------|--------|---------|---------------|------------|-----------|
|          | PPAP  | 12,520 | 12,520 | 12,340 | 12,380 | -120.00 | ▼0.96% | 338     | 4,213,340     | 1,053.34   | 256,072   |
|          | PPSP  | 2,060  | 2,070  | 2,030  | 2,070  | 10.00   | ▲0.48% | 1,327   | 2,721,350     | 680.34     | 148,781   |
|          | PAS   | 12,200 | 12,340 | 12,200 | 12,340 | 40.00   | ▲0.32% | 408     | 5,031,460     | 1,257.87   | 1,058,426 |
|          | ABC   | 8,200  | 8,260  | 8,180  | 8,200  | 0.00    | 0.00%  | 40,713  | 334,811,560   | 83,702.89  | 3,551,937 |
|          | PEPC  | 2,400  | 2,460  | 2,380  | 2,440  | -70.00  | ▼2.78% | 432     | 1,034,250     | 258.56     | 182,866   |
|          | Index | 423.76 | 425.52 | 419.67 | 423.89 | 2.04    | ▲0.48% | 39,750  | 318,841,570   | 79,710     | 5,914,649 |
| 22/04/24 | PPWSA | 7,160  | 7,160  | 7,100  | 7,140  | -20.00  | ▼0.27% | 227     | 1,618,360     | 404.59     | 620,988   |
|          | GTI   | 2,320  | 2,320  | 2,260  | 2,300  | -30.00  | ▼1.28% | 458     | 1,053,460     | 263.37     | 92,000    |
|          | PPAP  | 12,580 | 12,580 | 12,500 | 12,500 | 0.00    | 0.00%  | 115     | 1,438,700     | 359.68     | 258,555   |
|          | PPSP  | 2,070  | 2,070  | 2,020  | 2,060  | 0.00    | 0.00%  | 887     | 1,797,410     | 449.35     | 148,063   |
|          | PAS   | 12,300 | 12,300 | 12,300 | 12,300 | 0.00    | 0.00%  | 204     | 2,509,200     | 627.30     | 1,054,995 |
|          | ABC   | 8,280  | 8,300  | 8,100  | 8,200  | -100.00 | ▼1.20% | 37,854  | 310,412,140   | 77,603.04  | 3,551,937 |
|          | PEPC  | 2,560  | 2,560  | 2,360  | 2,510  | 150.00  | ▲6.35% | 5       | 12,300        | 3.08       | 188,112   |
|          | Index | 430.97 | 431.16 | 421.68 | 425.93 | 5.35    | ▲1.24% | 129,532 | 1,060,098,140 | 265,025    | 5,949,663 |
| 19/04/24 | PPWSA | 7,180  | 7,180  | 7,000  | 7,160  | 40.00   | ▲0.56% | 2,943   | 20,825,100    | 5,206.28   | 622,728   |
|          | GTI   | 2,340  | 2,340  | 2,300  | 2,330  | -20.00  | ▼0.85% | 717     | 1,653,340     | 413.34     | 93,200    |
|          | PPAP  | 12,520 | 12,520 | 12,360 | 12,500 | -20.00  | ▼0.15% | 17      | 211,560       | 52.89      | 258,555   |
|          | PPSP  | 2,080  | 2,080  | 2,020  | 2,060  | -10.00  | ▼0.48% | 1,149   | 2,349,480     | 587.37     | 148,063   |
|          | PAS   | 12,140 | 12,300 | 12,140 | 12,300 | 160.00  | ▲1.31% | 308     | 3,739,280     | 934.82     | 1,054,995 |
|          | ABC   | 8,500  | 8,500  | 8,120  | 8,300  | -220.00 | ▼2.58% | 124,259 | 1,030,998,320 | 257,749.58 | 3,595,253 |
|          | PEPC  | 2,370  | 2,370  | 2,300  | 2,360  | -20.00  | ▼0.84% | 139     | 321,060       | 80.27      | 176,870   |
|          | Index | 433.82 | 433.93 | 428.88 | 431.28 | 2.86    | ▲0.66% | 92,065  | 773,484,240   | 193,371    | 6,031,188 |
| 18/04/24 | PPWSA | 7,180  | 7,200  | 7,100  | 7,120  | -60.00  | ▼0.83% | 1,718   | 12,273,240    | 3,068.31   | 619,249   |
|          | GTI   | 2,360  | 2,360  | 2,300  | 2,350  | -10.00  | ▼0.42% | 1,094   | 2,523,120     | 630.78     | 94,000    |
|          | PPAP  | 12,680 | 12,680 | 12,520 | 12,520 | -160.00 | ▼1.26% | 123     | 1,540,760     | 385.19     | 258,968   |
|          | PPSP  | 2,040  | 2,080  | 2,020  | 2,070  | 30.00   | ▲1.47% | 957     | 1,972,570     | 493.14     | 148,781   |
|          | PAS   | 12,280 | 12,280 | 12,120 | 12,140 | -140.00 | ▼1.14% | 278     | 3,382,300     | 845.58     | 1,041,272 |
|          | ABC   | 8,620  | 8,640  | 8,500  | 8,520  | -120.00 | ▼1.38% | 87,847  | 751,679,500   | 187,919.88 | 3,690,549 |
|          | PEPC  | 2,300  | 2,380  | 2,300  | 2,380  | -80.00  | ▼3.25% | 48      | 112,750       | 28.19      | 178,369   |
|          | Index | 434.87 | 435.19 | 432.07 | 434.14 | 1.05    | ▲0.24% | 61,264  | 476,988,680   | 119,247    | 6,107,943 |
| 17/04/24 | PPWSA | 7,200  | 7,200  | 7,100  | 7,180  | -20.00  | ▼0.27% | 7,802   | 55,593,920    | 13,898.48  | 624,467   |
|          | GTI   | 2,360  | 2,360  | 2,340  | 2,360  | 0.00    | 0.00%  | 247     | 580,730       | 145.18     | 94,400    |
|          | PPAP  | 12,320 | 12,680 | 12,320 | 12,680 | 0.00    | 0.00%  | 234     | 2,927,760     | 731.94     | 262,278   |
|          | PPSP  | 2,080  | 2,080  | 2,020  | 2,040  | -40.00  | ▼1.92% | 6,860   | 13,942,460    | 3,485.62   | 146,625   |
|          | PAS   | 12,320 | 12,320 | 12,120 | 12,280 | 60.00   | ▲0.49% | 1,379   | 16,939,940    | 4,234.99   | 1,053,280 |
|          | ABC   | 8,680  | 12,340 | 8,600  | 8,640  | -60.00  | ▼0.68% | 44,740  | 386,999,120   | 96,749.78  | 3,742,528 |
|          | PEPC  | 2,290  | 2,460  | 2,290  | 2,460  | 140.00  | ▲6.03% | 2       | 4,750         | 1.19       | 184,365   |
|          | Index | 434.21 | 436.15 | 433.88 | 435.19 | 0.40    | ▲0.09% | 32,543  | 216,112,760   | 54,028     | 6,122,909 |
| 12/04/24 | PPWSA | 7,180  | 7,200  | 7,160  | 7,200  | 0.00    | 0.00%  | 4,727   | 34,006,360    | 8,501.59   | 626,207   |
|          | GTI   | 2,350  | 2,360  | 2,310  | 2,360  | 10.00   | ▲0.42% | 48      | 112,710       | 28.18      | 94,400    |
|          | PPAP  | 12,780 | 12,780 | 12,600 | 12,680 | -60.00  | ▼0.47% | 227     | 2,877,020     | 719.26     | 262,278   |
|          | PPSP  | 2,060  | 2,080  | 2,050  | 2,080  | 30.00   | ▲1.46% | 9,298   | 19,073,590    | 4,768.40   | 149,500   |
|          | PAS   | 12,220 | 12,260 | 12,220 | 12,220 | -40.00  | ▼0.32% | 281     | 3,438,320     | 859.58     | 1,048,133 |
|          | ABC   | 8,780  | 8,780  | 8,700  | 8,700  | -20.00  | ▼0.22% | 17,962  | 156,604,760   | 39,151.19  | 3,768,518 |
|          | PEPC  | 0      | 2,320  | 2,320  | 2,320  | 0.00    | 0.00%  | 0       | 0             | 0.00       | 173,872   |
|          | Index | 436.17 | 436.17 | 433.15 | 435.59 | 0.25    | ▲0.06% | 54,788  | 451,441,650   | 112,860    | 6,154,273 |
| 11/04/24 | PPWSA | 7,180  | 7,200  | 7,180  | 7,200  | -20.00  | ▼0.27% | 3,191   | 22,935,520    | 5,733.88   | 626,207   |
|          | GTI   | 2,350  | 2,350  | 2,350  | 2,350  | 0.00    | 0.00%  | 1,928   | 4,530,800     | 1,132.70   | 94,000    |
|          | PPAP  | 12,520 | 12,740 | 12,520 | 12,740 | -60.00  | ▼0.46% | 114     | 1,429,820     | 357.46     | 263,519   |
|          | PPSP  | 2,050  | 2,070  | 2,040  | 2,050  | 0.00    | 0.00%  | 1,261   | 2,585,390     | 646.35     | 147,344   |
|          | PAS   | 12,340 | 12,340 | 12,260 | 12,500 | 0.00    | 0.00%  | 59      | 725,500       | 181.38     | 1,072,150 |
|          | ABC   | 8,700  | 8,800  | 8,660  | 8,720  | 20.00   | ▲0.22% | 48,216  | 419,190,000   | 104,797.50 | 3,777,182 |
|          | PEPC  | 2,370  | 2,370  | 2,320  | 2,320  | -30.00  | ▼1.27% | 19      | 44,620        | 11.16      | 173,872   |
|          | Index | 438.03 | 438.03 | 432.11 | 435.34 | 2.82    | ▲0.64% | 51,936  | 404,367,420   | 101,092    | 6,130,253 |
| 10/04/24 | PPWSA | 7,200  | 7,240  | 7,200  | 7,220  | -20.00  | ▼0.27% | 2,655   | 19,131,560    | 4,782.89   | 627,946   |
|          | GTI   | 2,320  | 2,350  | 2,300  | 2,350  | 30.00   | ▲1.29% | 6,376   | 14,913,910    | 3,728.48   | 94,000    |
|          | PPAP  | 12,900 | 12,900 | 12,700 | 12,800 | -100.00 | ▼0.77% | 139     | 1,772,200     | 443.05     | 264,760   |
|          | PPSP  | 2,060  | 2,060  | 2,040  | 2,050  | 10.00   | ▲0.46% | 579     | 1,187,590     | 296.90     | 147,344   |
|          | PAS   | 12,340 | 12,340 | 12,120 | 12,260 | -80.00  | ▼0.64% | 298     | 3,653,280     | 913.32     | 1,051,564 |
|          | ABC   | 8,800  | 8,820  | 8,700  | 8,700  | -100.00 | ▼1.13% | 41,463  | 362,696,040   | 90,674.01  | 3,768,518 |
|          | PEPC  | 2,190  | 2,450  | 2,190  | 2,350  | -10.00  | ▼0.42% | 426     | 1,012,840     | 253.21     | 176,121   |
|          | Index | 438.52 | 441.46 | 436.93 | 438.16 | 0.10    | ▲0.02% | 64,150  | 542,286,620   | 135,572    | 6,183,070 |
| 09/04/24 | PPWSA | 7,240  | 7,240  | 7,220  | 7,240  | 20.00   | ▲0.27% | 405     | 2,931,880     | 732.97     | 629,686   |
|          | GTI   | 2,320  | 2,320  | 2,310  | 2,320  | 0.00    | 0.00%  | 2,152   | 4,991,780     | 1,247.95   | 92,800    |
|          | PPAP  | 12,800 | 12,920 | 12,800 | 12,900 | 100.00  | ▲0.78% | 70      | 901,280       | 225.32     | 266,828   |
|          | PPSP  | 2,050  | 2,060  | 2,040  | 2,040  | -10.00  | ▼0.48% | 1,576   | 3,229,310     | 807.33     | 146,625   |

|          |       |        |        |        |        |         |        |         |               |            |           |
|----------|-------|--------|--------|--------|--------|---------|--------|---------|---------------|------------|-----------|
|          | PAS   | 12,340 | 12,360 | 12,300 | 12,340 | 0.00    | 0.00%  | 362     | 4,462,440     | 1,115.61   | 1,058,426 |
|          | ABC   | 8,900  | 8,980  | 8,780  | 8,800  | -60.00  | ▼0.67% | 59,244  | 524,967,780   | 131,241.95 | 3,811,835 |
|          | PEPC  | 2,350  | 2,390  | 2,340  | 2,360  | 10.00   | ▲0.42% | 341     | 802,150       | 200.54     | 176,870   |
|          | Index | 434.37 | 439.38 | 431.38 | 438.26 | 3.54    | ▲0.81% | 114,191 | 957,314,010   | 239,329    | 6,205,221 |
| 08/04/24 | PPWSA | 7,160  | 7,220  | 7,140  | 7,220  | 60.00   | ▲0.83% | 420     | 3,023,060     | 755.77     | 627,946   |
|          | GTI   | 2,310  | 2,320  | 2,150  | 2,320  | 10.00   | ▲0.43% | 3,422   | 7,889,350     | 1,972.34   | 92,800    |
|          | PPAP  | 12,900 | 12,900 | 12,600 | 12,800 | -100.00 | ▼0.77% | 319     | 4,043,180     | 1,010.80   | 264,760   |
|          | PPSP  | 2,050  | 2,070  | 2,010  | 2,050  | -10.00  | ▼0.48% | 3,379   | 6,924,220     | 1,731.06   | 147,344   |
|          | PAS   | 12,200 | 12,340 | 12,060 | 12,340 | 0.00    | 0.00%  | 812     | 9,959,140     | 2,489.79   | 1,058,426 |
|          | ABC   | 8,740  | 8,900  | 8,640  | 8,860  | 160.00  | ▲1.83% | 105,676 | 925,094,220   | 231,273.56 | 3,837,824 |
|          | PEPC  | 2,250  | 2,350  | 2,250  | 2,350  | 0.00    | 0.00%  | 163     | 380,840       | 95.21      | 176,121   |
|          | Index | 440.23 | 446.39 | 432.09 | 434.72 | 17.49   | ▲3.87% | 322,069 | 2,575,282,790 | 643,821    | 6,133,084 |
| 05/04/24 | PPWSA | 7,220  | 7,240  | 7,000  | 7,160  | -80.00  | ▼1.10% | 3,718   | 26,513,680    | 6,628.42   | 622,728   |
|          | GTI   | 2,510  | 2,510  | 2,310  | 2,310  | -250.00 | ▼9.76% | 35,030  | 81,858,350    | 20,464.59  | 92,400    |
|          | PPAP  | 13,180 | 13,180 | 12,300 | 12,900 | -280.00 | ▼2.12% | 598     | 7,515,120     | 1,878.78   | 266,828   |
|          | PPSP  | 2,050  | 2,080  | 2,000  | 2,060  | -20.00  | ▼0.96% | 9,864   | 19,893,960    | 4,973.49   | 148,063   |
|          | PAS   | 12,360 | 12,360 | 12,200 | 12,340 | -20.00  | ▼0.16% | 1,409   | 17,298,440    | 4,324.61   | 1,058,426 |
|          | ABC   | 9,000  | 9,280  | 8,660  | 8,700  | -880.00 | ▼9.18% | 271,108 | 2,421,401,120 | 605,350.28 | 3,768,518 |
|          | PEPC  | 2,350  | 2,350  | 2,340  | 2,350  | 0.00    | 0.00%  | 342     | 802,120       | 200.53     | 176,121   |

Source: Data from CSX, and Compiled by ACS \*Exchange Rate: USD1=KHR 4,000

## DISCLAIMER

ALL RESEARCH based on material compiled from data considered reliable at the time of writing. However, information and opinions expressed will be subject to change at short notice, and no part of this report is to be construed as an offer or solicitation of an offer to transact any securities or financial instruments whether referred to herein or otherwise. We do not accept any liability directly or indirectly that may arise from investment decision-making based on this report. The company, its directors, officers, employees and/or connected persons may periodically hold an interest in the securities mentioned.

All Rights Reserved. No part of this publication may be used or re-produced without expressed permission from [ACLEDA SECURITIES PLC.](#)

## ACLEDA IN GROUP

### ACLEDA BANK PLC.

#### HEADQUARTERS

# 61, Preah Monivong Blvd., Sangkat Srah Chork,  
Khan Daun Penh, Phnom Penh, Kingdom of Cambodia.  
P.O. Box: 1149  
Tel: (855) 23 998 777 / 430 999  
Fax: (855) 23 998 666 / 430 555  
E-mail: [acledabank@acledabank.com.kh](mailto:acledabank@acledabank.com.kh)  
Website: [www.acledabank.com.kh](http://www.acledabank.com.kh)  
SWIFT: ACLBKHPP

### ACLEDA BANK PLC.

CASH SETTLEMENT, SECURITIES REGISTRAR, SECURITIES TRANSFER, AND  
PAYING AGENT

#### HEADQUARTERS

# 61, Preah Monivong Blvd., Sangkat Srah Chork,  
Khan Daun Penh, Phnom Penh, Kingdom of Cambodia.  
P.O. Box: 1149  
Tel: (855) 23 998 777 / 430 999  
Fax: (855) 23 998 666 / 430 555  
E-mail: [acledabank@acledabank.com.kh](mailto:acledabank@acledabank.com.kh)  
Website: [www.acledabank.com.kh](http://www.acledabank.com.kh)  
SWIFT: ACLBKHPP

### ACLEDA BANK LAO LTD.

#### HEADQUARTERS

#398, Corner of Dongpalane and Dongpaina Road, Unit 20,  
Phonesavanh  
Neua Village, Sisattanak District, Vientiane Capital, Lao PDR.  
P.O. Box: 1555  
Hotline :1800  
Tel: +856 (0)21 264 994 / 264 998  
Fax: +856 (0)21 264 995 / 219 228  
E-mail: [acledabank@acledabank.com.la](mailto:acledabank@acledabank.com.la)  
Website: [www.acledabank.com.la](http://www.acledabank.com.la)  
SWIFT: ACLBLALA

### ACLEDA SECURITIES PLC.

#### HEADQUARTERS

5<sup>th</sup> Floor, ACLEDA Building  
# 61, Preah Monivong Blvd., Sangkat Srah Chork,  
Khan Daun Penh, Phnom Penh, Kingdom of Cambodia.  
Tel: (855) 23 723 388 / 999 966 / 999 977  
Email: [acs.rep@acledasecurities.com.kh](mailto:acs.rep@acledasecurities.com.kh)  
Website: [www.acledasecurities.com.kh](http://www.acledasecurities.com.kh)

### ACLEDA INSTITUTE OF BUSINESS

#### HEADQUARTERS

Address: #1397, Phnom Penh-Hanoi  
Friendship Blvd., Phum Anlong Kngan, Sangkat Khmuonh, Khan  
Saensokh, Phnom Penh, Kingdom of Cambodia  
P. O. Box: 1149  
Tel: + 855 (0)23 881 790 / 999 944  
E-mail: [info@acleda-aib.edu.kh](mailto:info@acleda-aib.edu.kh)  
Website: [www.acleda-aib.edu.kh](http://www.acleda-aib.edu.kh)

### ACLEDA MFI MYANMAR CO., LTD.

#### HEADQUARTERS

#186(B), ShweGonTaing Road, Yae Tar Shae Block,  
Bahan Township, Yangon Region,  
The Republic of the Union of Myanmar.  
Tel: (+95-1) 559 475 / 552 956  
Website: [www.acledamfi.com.mm](http://www.acledamfi.com.mm)